

MEDICAL DEGREE



ASSESSMENT OF THE ACADEMIC YEAR 2008/09

UNIVERSITY OF MINHO
School of Health Sciences
Medical Education Unit

Introduction

This *Descriptive Summary* presents a detailed analysis of the 2008/09 edition of the undergraduate Medical Degree in the School of Health Sciences of the University of Minho. It is a compilation produced as part of the internal processes of quality evaluation to inform improvements. The primary objective is that of increasing the accountability of each edition of the Medical Degree.

The report provides evidence on the quality of the school's undergraduate medical program. It is sustained by a permanent and systematic process of gathering and organization of data operating from the *Medical Education Unit*. The dimensions addressed are student academic performance, the results of the student evaluations of the undergraduate program (curricular areas, faculty, clerkships and seminars) and the essential demographic elements of the entering class for 2007-2008. The MEU is responsible for the included comments, which take into consideration the final year reflections of the School's Scientific Council. The *Descriptive Summary* has been developed for inclusion in the School's annual report to the Deanery of the University (Year 2009).

In the academic year of 2008-2009, important adjustments were implemented in the Medical Degree, as a consequence of the experience and the deliberations produced in the previous year. The success rates, the evaluations collected from students and the external mechanisms of accountability employed testify for a most positive experience.

The main objective of a Medical School is to graduate doctors who practice effectively in reducing the burden of illness and improving the health of their communities. In Portugal, year 6 in the Medical School is broadly equivalent to a junior internship year. Therefore, student achievements in year 6 can be regarded as an indicator of the effectiveness of Medical Schools, which are responsible for selecting only those with potential to be professionally competent during the previous 5 years. The success rate of the clinical clerkships ("residências") offered in health care institutions as part of the 6th year (98 and 100%) and the fact that an expressive percentage of students feel that the learning experience contributed to their "personal development" (98 and 96%) are important indicators that students were prepared for playing the junior intern role and that the learning experience was organized adequately. In addition, the unequivocally positive assessment scores of the "professionalism" and "clinical skills" issued by local supervisors testify the technical and professional attitude of the future graduates of Minho.

The international literature is very clear about the duty of Medical Schools to be rigorous with their assessment programs, for the sake of all future patients. The academic performance of Minho's Medical Students suggests that the assessment mechanisms in place are producing the intended results. Overall, results indicate high success rates and highest difficulties for first year students, as should be expected, given the fact that the transition to higher education - and in particular, to a medical School - is fraught with specific difficulties. Taking into consideration the myriad of dimensions that influence first year student success in higher education, it is difficult to consider the quality that students perceive in courses and Faculty, which might be inferred from the Student Evaluations of Teaching presented in this document. In a nutshell, the extremes for the figures for academic success in curricular years (minimum of 86% and maximum of 100%) and for the satisfaction with the contribution of each curricular unit for personal development (minimum of 69% and maximum of 96%) indicate adequate levels of performance for the academic program. In what student ratings of faculty, very positive appreciations suggest the quality and commitment of faculty is clearly perceived by students. This is one of the major achievements of the school, both in campus and in the clinical workplaces where students learn the practice of medicine.

The very positive performance of Minho's students and the very favourable student appreciations of the program are cornerstones in what concerns benchmarking the innovations in Medical Education developed at the School of Health Sciences of the University of Minho.

Contents

Information referred in the main document	Erro! Marcador não definido.
Student ratings of Curricular Areas (applied to the majority of the curricular areas)	6
Items for the evaluation of faculty	6
Items for the evaluation of the application of the teaching and learning methodology in years 1-3 (applied in the areas which make use of the methodology of teaching and learning by modules of objectives)	6
Items for the evaluation of Seminars	7
Items for the evaluation of Clinical tutors	7
Scale	7
RESULTS	8
Student Grades Legend:.....	9
1st year.....	10
Introduction to the Medical Degree Course	11
Molecules and Cells	12
Functional and Organic Systems I	13
Training in a Health Centre	14
First Aid	15
Option Project I.....	16
Vertical Domains I.....	17
2 nd year.....	18
Functional and Organic Systems II	19
Functional and Organic Systems III	20
Family, Society and Health.....	21
Follow-up of a Family I.....	22
Option Project II.....	23
Vertical Domains II.....	24
3rd year.....	25
Biopathology and Introduction to Therapeutics	26
Introduction to Community Health.....	27
Introduction to Clinical Medicine.....	28
Follow-up of a Family II.....	30
Vertical Domains III	31
4 th year	32
Medicine I Residency	33
Mental Health Residency	35
Health Centres Residency I	37
Maternal and Child Health.....	39
From Clinical to Molecular Biology I	41
Option Projects IV	42
5 th year	43
Surgery Residency.....	44
Medicine II Residency	46
Health Centres Residency II	48
Optional Residencies	49
From Clinical to Molecular Biology II	50
Option Projects IV.....	51
Vertical Domains IV.....	52
6 th year	53
Health Centres Residency III	54
Hospital Residencies	55
From Clinical to Molecular Biology III	57
Option Projects VI.....	58

Student ratings of Curricular Areas *(applied to the majority of the curricular areas)*

Area (nuclear items)

1	I understood the learning objectives
2	The contents were delivered in accordance with the objectives.
3	I have gained/developed abilities that I consider useful.
4	The workload was appropriate considering to learning programmed time.
5	The assessment process was coherent with the objectives of the area.
6	I was appropriately supervised in my learning process.
7	The activities were well organized.
8	The available resources were appropriate.
9	My previous training was adequate to approach this area.
10	Globally, I consider the faculty is excellent.
11	Globally, I consider this curricular unit is excellent.
12	Globally, the area promoted my personal development

Option Projects I , II, III, IV, V and VI

1	I understood the learning objectives
2	The elements of the assessment process reflected the objectives of the area
3	The assessment process was coherent with the objectives of the area
4	Items in the assessment were defined with the adequate anticipation
5	The workload was appropriate considering to learning programmed time
6	I would have signed in for this option Project, even if it were not mandatory
7	Globally, I learned a great deal in this area
8	Globally, I consider this curricular unit is excellent

Items for the evaluation of faculty

Faculty

1	The instructor is knowledgeable in the concepts and phenomena implied in the learning objectives
2	The instructor arrives on time
3	Provides aid in the identification, analysis and understanding of the learning objectives
4	Orients the development of learning
5	Stimulates and fosters critical thinking
6	Motivates towards the fulfilment of learning objectives
7	Helps in the synthesis and integration of knowledge
8	Overall, I rate this instructor as excellent.

Items for the evaluation of the application of the teaching and learning methodology in years 1-3 (applied in the areas which make use of the methodology of teaching and learning by modules of objectives)

Phase 1	1	Contributed to clarify the objectives
	2	Allowed the reactivation of knowledge
Phase 2	3	The time provided was sufficient
	4	The activities were important to learning
Phase 3	5	I was stimulated to share what I learned
	6	Allowed me to access the extent to which I achieved the learning objectives
Phase 4	7	Contributed to fill in some of my learning gaps
	8	The teachers were available
Phase 5	9	Enough time was provided to complete the exams.
	10	The exams reflected the objectives of the area.

Items for the evaluation of Seminars

Seminars

1	The lecture was interesting
2	The contents were approached with clarity
3	Slide presentations were well organized and structured
4	Theories and concepts were linked to practice
5	The lecturer(s) approached recent developments in the area
6	I felt encouraged to participate
7	I understood and assimilated the seminar's contents
8	The recommended bibliography was useful
9	The seminar integrated in the area's/module's objectives
10	I rate this seminar as excellent

Items for the evaluation of Clinical tutors

Tutors/Services




1	I had access to all the service components (eg: meetings, visits, examinations, etc.)
2	I was stimulated to share my ideas, my knowledge and my uncertainties
3	The tutor was available to answer questions and to clarify uncertainties
4	The tutors' explanations were organized and clear
5	The tutor promoted contacts with patients with different pathologies
6	The tutor helped to me to carry through clinical procedures effectively
7	The tutor was knowledgeable for the concepts, phenomena and clinical practices
8	I received appropriate supervision at the clinical settings
9	I rate this tutor as excellent
10	What I've learned in this residency was useful

Scale




Completely disagree	①
Strongly disagree	②
Disagree	③
Agree	④
Strongly agree	⑤
Completely agree	⑥
Without an opinion	⑦

Legend:

- for seminars, tutors and faculty assessment:

	Question with highest % of favourable responses
	Question with lowest % of favourable responses
	Question with less than 50% of favourable responses

- for area assessment:

	Question with highest % of favourable responses
	Question with lowest % of favourable responses
	Question with less than 50% of favourable responses

RESULTS

Students grades

Students ratings on teaching

Student Grades Legend:

*Non attendants: students registered but with less than 2/3rds of class attendance (failed accordingly to the University's regulation)

**Failure: failing students who attended at least 2/3rds of classes.

1ST YEAR

Introduction to the Medical Degree Course

Aggregate Scores

N(%)	NA	F	10 - 13	14 - 15	16 - 17	18 - 20	Mean ± Standard Deviation
	2007/08 2008/09	2007/08 2008/09	2007/08 2008/09	2007/08 2008/09	2007/08 2008/09	2007/08 2008/09	2007/08 2008/09
Aggregate Score	5(5) 7(5)	15(16) 20(14)	63(67) 68(47)	10(10) 40(28)	2(2) 9(6)	0(0) 0(0)	12±1 13±2

Student Ratings of The Curricular Area

Nuclear items		1	2	3	4	5	6	7	8	9	10	11	12
2008/2009	Completely disagree	0	0	0	2	1	2	2	0	8	2	5	3
	Strongly disagree	0	1	0	6	2	2	4	2	12	5	9	4
	Disagree	6	19	11	16	25	22	21	11	27	20	45	15
	Unfavourable responses	6	19	11	25	27	26	26	14	47	27	58	22
	Agree	58	51	40	44	40	37	54	44	31	45	30	52
	Strongly agree	30	25	29	23	19	25	18	31	17	21	8	15
	Completely agree	5	4	20	9	12	13	2	10	3	5	3	8
	Favourable responses	94	80	89	75	71	74	74	86	51	71	42	75
No opinion	0	1	0	0	2	0	0	1	2	2	0	2	
2007/2008	Unfavourable responses	34	38	27	48	51	29	27	27	39	32	65	35
	Favourable responses	64	59	73	51	48	69	71	72	51	66	34	65
	No opinion	2	3	0	1	1	1	2	1	10	2	1	0

Student Ratings of Faculty

		1	2	3	4	5	6	7	8
2008/2009	Completely disagree	0	0	1	1	1	2	1	2
	Strongly disagree	1	1	1	1	1	1	1	2
	Disagree	2	2	8	13	14	14	14	12
	Unfavourable responses	3	2	9	15	16	17	16	16
	Agree	30	19	40	39	35	34	37	40
	Strongly agree	30	17	29	30	25	27	32	26
	Completely agree	36	61	22	15	21	19	13	14
	Favourable responses	96	97	91	85	82	81	82	81
No opinion	0	0	0	0	2	2	2	4	
2007/2008	Unfavourable responses	7	4	19	23	19	22	21	17
	Favourable responses	92	96	81	75	79	76	76	78
	No opinion	1	0	0	2	1	3	2	5

Molecules and Cells

Aggregate Scores

N(%)	NA	F	10 - 13	14 - 15	16 - 17	18 - 20	Mean ± Standard Deviation
	2007/08 2008/09	2007/08 2008/09	2007/08 2008/09	2007/08 2008/09	2007/08 2008/09	2007/08 2008/09	2007/08 2008/09
Aggregate Score	2(2) 6(4)	14(14) 11(8)	62(64) 95(69)	18(19) 23(17)	1(1) 3(2)	0(0) 0(0)	12±1 12±3

Student Ratings of The Curricular Area

Nuclear items		1	2	3	4	5	6	7	8	9	10	11	12
2008/2009	Completely disagree	0	0	0	3	0	1	0	0	4	1	1	1
	Strongly disagree	0	0	0	6	2	1	0	0	7	2	2	2
	Disagree	6	2	4	21	11	2	17	7	28	14	29	12
	Unfavourable responses	6	2	4	30	12	4	17	7	39	17	31	14
	Agree	43	49	43	50	63	48	54	53	40	45	40	46
	Strongly agree	39	37	32	18	21	38	21	29	15	29	23	31
	Completely agree	11	11	21	2	2	10	7	10	5	7	2	8
	Favourable responses	94	97	96	70	87	96	81	93	60	81	66	84
2007/2008	No opinion	0	1	0	0	1	0	2	1	2	2	2	2
	Unfavourable responses	12	18	10	50	18	17	39	28	50	31	51	17
	Favourable responses	88	81	89	48	82	83	61	71	50	68	48	81
	No opinion	0	1	1	2	0	0	0	1	0	1	1	2

Method items		1	2	3	4	5	6	7	8	9	10
2008/2009	Completely disagree	1	2	5	4	0	2	1	0	7	1
	Strongly disagree	0	0	6	10	0	1	0	0	2	4
	Disagree	4	15	20	25	8	5	4	1	24	11
	Unfavourable responses	5	17	31	39	8	7	5	1	34	16
	Agree	33	34	29	30	40	32	26	17	42	59
	Strongly agree	42	36	18	24	31	45	13	16	16	20
	Completely agree	20	12	17	7	19	15	10	25	9	3
	Favourable responses	95	83	64	60	91	92	49	58	66	83
2007/2008	No opinion	0	1	5	2	1	1	46	41	0	1
	Unfavourable responses	16	25	46	46	19	28	32	7	28	18
	Favourable responses	84	74	54	54	80	71	42	72	71	80
	No opinion	0	1	0	0	1	1	26	21	1	2

Student Ratings of Faculty

		1	2	3	4	5	6	7	8
2008/2009	Completely disagree	0	0	1	1	1	1	0	1
	Strongly disagree	1	1	2	2	3	2	2	1
	Disagree	0	1	5	11	13	15	13	11
	Unfavourable responses	1	2	8	13	17	18	15	13
	Agree	37	25	46	52	51	49	51	52
	Strongly agree	44	30	38	27	20	27	25	24
	Completely agree	16	39	5	5	8	3	6	6
	Favourable responses	97	94	89	83	78	78	82	82
2007/2008	No opinion	3	4	3	3	5	4	3	6
	Unfavourable responses	5	7	16	21	18	19	21	20
	Favourable responses	94	92	83	77	79	79	78	77
	No opinion	1	0	1	2	3	2	1	3

Functional and Organic Systems I

Aggregate Scores

N(%)	NA	F	10 - 13	14 - 15	16 - 17	18 - 20	Mean ± Standard Deviation
	2007/08 2008/09	2007/08 2008/09	2007/08 2008/09	2007/08 2008/09	2007/08 2008/09	2007/08 2008/09	
Aggregate Score	16(15) 18(11)	19(18) 21(13)	43(41) 103(63)	27(25) 19(12)	1(1) 1(1)	0(0) 0(0)	13±2 12±1

Student Ratings of The Curricular Area

Nuclear items		1	2	3	4	5	6	7	8	9	10	11	12
2008/2009	Completely disagree	0	0	0	5	0	0	0	0	1	1	1	0
	Strongly disagree	0	2	0	10	2	1	0	0	3	1	1	0
	Disagree	8	6	2	34	11	9	10	9	26	9	10	3
	Unfavourable responses	8	8	2	49	13	10	10	9	31	11	12	3
	Agree	50	47	34	38	55	49	55	44	49	48	45	38
	Strongly agree	31	34	39	12	26	28	30	36	16	28	26	29
	Completely agree	11	11	26	1	4	13	4	12	2	11	15	29
	Favourable responses	91	91	98	51	86	90	89	91	66	88	87	96
No opinion	1	1	0	0	1	0	1	0	3	2	2	1	
2007/2008	Respostas Desfavoráveis	13	23	6	70	26	23	30	26	47	35	26	5
	Respostas Favoráveis	86	73	93	29	72	74	69	73	48	62	70	93
	No opinion	1	3	1	1	2	2	1	1	4	3	4	2

Method items		1	2	3	4	5	6	7	8	9	10
2008/2009	Completely disagree	2	2	0	0	1	1	0	0	0	1
	Strongly disagree	3	12	4	0	2	1	1	1	5	7
	Disagree	10	28	25	6	16	7	4	2	8	13
	Unfavourable responses	15	42	30	6	19	8	5	3	13	21
	Agree	50	44	45	43	45	42	33	31	34	47
	Strongly agree	25	13	20	31	25	27	27	27	34	23
	Completely agree	9	1	4	19	10	21	30	34	18	8
	Favourable responses	84	58	70	93	80	91	90	93	86	78
No opinion	1	1	1	2	2	1	5	4	1	1	
2007/2008	Unfavourable responses	42	52	54	13	22	17	8	4	12	23
	Favourable responses	56	45	45	86	77	82	88	94	85	75
	No opinion	2	3	1	1	1	1	3	2	3	2

Student Ratings of Faculty

		1	2	3	4	5	6	7	8
2008/2009	Completely disagree	0	0	0	1	1	1	0	1
	Strongly disagree	1	0	1	1	1	1	1	1
	Disagree	3	2	6	7	8	7	7	7
	Unfavourable responses	4	3	7	9	10	9	8	8
	Agree	22	26	31	34	32	33	31	32
	Strongly agree	35	33	35	33	29	32	34	32
	Completely agree	34	33	22	20	23	21	22	21
	Favourable responses	91	92	88	86	85	86	87	85
No opinion	5	5	5	5	5	5	5	7	
2007/2008	Unfavourable responses	9	8	11	12	14	12	11	11
	Favourable responses	84	84	82	80	78	80	81	80
	No opinion	7	8	8	8	8	8	8	9

Training in a Health Centre

Aggregate Scores

N(%)	NA	F	10 - 13	14 - 15	16 - 17	18 - 20	Mean ± Standard Deviation
	2007/08 2008/09	2007/08 2008/09	2007/08 2008/09	2007/08 2008/09	2007/08 2008/09	2007/08 2008/09	2007/08 2008/09
Aggregate Score	4(4) 4(3)	1(1) 0(0)	2(2) 0(0)	1(1) 2(2)	28(27) 32(24)	67(65) 95(71)	18±1 18±1

Student Ratings of The Curricular Area

Nuclear items		1	2	3	4	5	6	7	8	9	10	11	12
2008/2009	Completely disagree	1	2	-	2	2	8	23	8	-	-	8	1
	Strongly disagree	1	3	-	2	4	8	8	5	-	-	3	1
	Disagree	3	11	-	7	8	15	24	12	-	-	8	2
	Unfavourable responses	5	16	-	10	13	32	55	24	-	-	19	3
	Agree	37	30	-	26	24	19	18	30	-	-	24	25
	Strongly agree	29	31	-	31	19	19	15	25	-	-	31	32
	Completely agree	29	21	-	31	12	25	11	16	-	-	24	39
	Favourable responses	95	82	-	88	56	62	45	71	-	-	79	96
No opinion	0	2	-	2	31	6	1	4	-	-	2	1	
2007/2008	Unfavourable responses	1	3	-	3	5	9	14	5	-	-	3	1
	Favourable responses	98	96	-	97	68	90	86	93	-	-	96	99
	No opinion	1	1	-	0	26	1	0	1	-	-	1	0

First Aid

Aggregate Scores

N(%)	NA	F	10 - 13	14 - 15	16 - 17	18 - 20	Mean ± Standard Deviation
	2007/08 2008/09	2007/08 2008/09	2007/08 2008/09	2007/08 2008/09	2007/08 2008/09	2007/08 2008/09	2007/08 2008/09
Aggregate Score	6(6) 4(3)	3(3) 0(0)	14(13) 14(10)	44(42) 58(42)	37(36) 60(44)	0(0) 2(1)	15±1 15±1

Student Ratings of The Curricular Area

Nuclear items		1	2	3	4	5	6	7	8	9	10	11	12
2008/2009	Completely disagree	0	0	0	0	2	0	0	0	3	-	0	0
	Strongly disagree	0	2	1	3	5	1	2	1	4	-	2	1
	Disagree	3	4	1	11	9	8	8	6	21	-	6	2
	Unfavourable responses	3	6	2	13	16	8	9	7	28	-	8	3
	Agree	36	32	24	33	31	36	31	30	35	-	28	23
	Strongly agree	30	38	28	28	28	26	38	36	15	-	39	33
	Completely agree	32	24	47	25	25	29	22	28	16	-	24	42
	Favourable responses	98	94	98	87	84	92	90	93	66	-	91	98
No opinion	0	0	0	0	0	0	1	0	7	-	2	0	
2007/2008	Unfavourable responses	18	30	15	28	31	15	38	33	30	-	41	19
	Favourable responses	82	70	85	70	69	82	59	66	63	-	58	81
	No opinion	0	0	0	2	0	2	2	1	8	-	1	0

Option Project I

Aggregate Scores

N(%)	NA	F	10 - 13	14 - 15	16 - 17	18 - 20	Mean ± Standard Deviation
	2007/08 2008/09	2007/08 2008/09	2007/08 2008/09	2007/08 2008/09	2007/08 2008/09	2007/08 2008/09	2007/08 2008/09
Aggregate Score	5(6) 9(7)	1(1) 0(0)	10(10) 6(5)	32(32) 32(25)	49(49) 75(58)	2(2) 7(5)	15±2 16±1

Student Ratings of The Curricular Area

		1	2	3	4	5	6	7	8
2008/2009	Completely disagree	0	1	1	3	4	1	1	0
	Strongly disagree	0	2	3	11	1	3	1	0
	Disagree	1	5	4	9	10	6	2	2
	Unfavourable responses	1	8	7	23	14	10	4	2
	Agree	30	27	31	32	36	31	20	25
	Strongly agree	39	30	36	25	25	22	31	30
	Completely agree	31	19	15	19	25	33	46	42
	Favourable responses	99	75	82	76	85	86	96	97
No opinion	0	17	11	1	1	4	0	1	
2007/2008	Unfavourable responses	1	2	3	1	21	7	3	2
	Favourable responses	99	91	89	99	77	90	97	96
	No opinion	0	7	8	0	2	3	0	2

Vertical Domains I

Aggregate Scores

N(%)	NA	F	10 - 13	14 - 15	16 - 17	18 - 20	Mean ± Standard Deviation
	2007/08 2008/09	2007/08 2008/09	2007/08 2008/09	2007/08 2008/09	2007/08 2008/09	2007/08 2008/09	2007/08 2008/09
Aggregate Score	3(3) 3(2)	0(0) 0(0)	13(13) 3(2)	9(9) 9(7)	27(26) 28(22)	51(49) 87(67)	17±2 17±1

Student Ratings of The Curricular Area

Nuclear items		1	2	3	4	5	6	7	8	9	10	11	12
2008/2009	Completely disagree	1	0	2	1	1	-	1	0	4	-	2	3
	Strongly disagree	1	1	4	4	1	-	3	2	4	-	2	5
	Disagree	10	13	8	13	8	-	9	4	15	-	8	23
	Unfavourable responses	11	14	13	19	10	-	12	6	22	-	11	31
	Agree	34	31	48	33	35	-	37	39	31	-	34	41
	Strongly agree	36	39	29	28	29	-	38	33	15	-	30	23
	Completely agree	18	12	9	17	6	-	13	18	12	-	25	4
	Favourable responses	88	82	86	78	70	-	88	90	58	-	89	69
No opinion	1	4	1	4	20	-	0	4	20	-	0	0	
2007/2008	Unfavourable responses	12	8	11	8	8	-	8	5	17	-	3	13
	Favourable responses	87	90	86	87	83	-	91	90	63	-	95	85
	No opinion	1	2	3	5	9	-	1	4	20	-	2	2

2ND YEAR

Functional and Organic Systems II

Aggregate Scores

N(%)	NA	F	10 - 13	14 - 15	16 - 17	18 - 20	Mean ± Standard Deviation
	2007/08 2008/09	2007/08 2008/09	2007/08 2008/09	2007/08 2008/09	2007/08 2008/09	2007/08 2008/09	2007/08 2008/09
Aggregate Score	1(2) 5(5)	6(10) 8(8)	38(60) 55(56)	17(26) 25(25)	1(2) 6(6)	0(0) 0(0)	13±1 12±4

Student Ratings of The Curricular Area

Nuclear items		1	2	3	4	5	6	7	8	9	10	11	12
2008/2009	Completely disagree	0	1	0	2	0	2	0	0	1	0	0	0
	Strongly disagree	0	0	1	9	2	2	1	2	1	0	1	0
	Disagree	2	8	3	32	17	9	20	10	18	22	14	2
	Unfavourable responses	2	9	4	43	19	13	21	12	20	22	16	2
	Agree	55	60	34	41	60	60	62	66	60	49	42	41
	Strongly agree	38	27	49	16	18	22	17	22	13	13	27	42
	Completely agree	4	3	12	0	1	3	0	0	4	6	9	14
	Favourable responses	98	91	96	57	79	86	79	88	78	69	78	98
No opinion	0	0	0	0	2	1	0	0	2	9	7	0	
2007/2008	Unfavourable responses	2	10	0	56	23	13	28	7	11	16	13	3
	Favourable responses	98	90	100	44	75	85	69	93	85	75	80	97
	No opinion	0	0	0	0	2	2	3	0	3	8	7	0

Method items		1	2	3	4	5	6	7	8	9	10
2008/2009	Completely disagree	12	13	2	0	1	2	0	0	1	0
	Strongly disagree	18	21	3	1	7	0	0	0	0	3
	Disagree	33	37	23	11	7	10	9	4	8	16
	Unfavourable responses	63	71	29	12	14	12	9	4	9	19
	Agree	32	23	53	68	53	42	33	41	42	54
	Strongly agree	4	3	16	16	23	35	38	26	32	20
	Completely agree	1	1	2	3	8	11	18	26	16	3
	Favourable responses	37	27	71	88	84	88	89	93	90	78
No opinion	0	1	0	0	1	0	2	2	1	3	
2007/2008	Unfavourable responses	44	46	33	8	5	3	8	3	57	23
	Favourable responses	56	54	67	92	93	97	88	95	43	75
	No opinion	0	0	0	0	2	0	3	2	0	2

Student Ratings of Faculty

		1	2	3	4	5	6	7	8
2008/2009	Completely disagree	1	1	1	1	1	1	1	1
	Strongly disagree	1	1	1	1	1	1	1	1
	Disagree	6	5	7	9	10	8	8	8
	Unfavourable responses	8	7	9	11	13	11	10	9
	Agree	32	35	36	37	34	37	36	35
	Strongly agree	32	32	32	30	29	30	31	29
	Completely agree	27	24	21	21	21	20	21	21
	Favourable responses	91	92	89	87	85	87	89	85
No opinion	1	2	1	2	3	2	2	6	
2007/2008	Unfavourable responses	6	8	8	10	13	12	9	7
	Favourable responses	88	86	85	83	80	80	84	82
	No opinion	6	6	7	7	7	8	7	11

Functional and Organic Systems III

Aggregate Scores

N(%)	NA	F	10 - 13	14 - 15	16 - 17	18 - 20	Mean ± Standard Deviation
	2007/08 2008/09	2007/08 2008/09	2007/08 2008/09	2007/08 2008/09	2007/08 2008/09	2007/08 2008/09	2007/08 2008/09
Aggregate Score	2(3) 6(6)	3(5) 9(9)	26(41) 47(49)	20(31) 26(27)	13(20) 9(9)	0(0) 0(0)	14±2 13±2

Student Ratings of The Curricular Area

Nuclear items		1	2	3	4	5	6	7	8	9	10	11	12
2008/2009	Completely disagree	0	0	0	3	1	0	0	0	1	1	2	0
	Strongly disagree	2	2	0	3	2	2	4	2	5	2	1	1
	Disagree	2	7	6	16	16	10	8	8	8	10	8	2
	Unfavourable responses	5	9	6	23	20	12	12	11	14	13	12	4
	Agree	48	45	31	49	48	42	54	54	51	43	42	42
	Strongly agree	35	36	47	21	22	37	28	28	24	28	29	39
	Completely agree	13	9	16	7	9	10	5	7	9	11	13	14
	Favourable responses	95	91	94	77	79	88	87	89	84	82	85	95
No opinion	0	0	0	0	1	0	1	0	2	5	4	1	
2007/2008	Unfavourable responses	4	11	4	34	11	5	13	14	18	11	9	7
	Favourable responses	96	89	96	66	88	95	88	86	80	82	86	93
	No opinion	0	0	0	0	2	0	0	0	2	7	5	0

Method items		1	2	3	4	5	6	7	8	9	10
2008/2009	Completely disagree	7	9	0	0	0	0	0	1	0	0
	Strongly disagree	12	13	5	0	1	1	1	1	0	4
	Disagree	23	26	15	12	12	3	2	5	4	16
	Unfavourable responses	42	48	20	12	13	5	3	7	4	20
	Agree	43	35	49	49	41	40	29	28	43	47
	Strongly agree	10	13	26	33	35	40	47	41	36	25
	Completely agree	3	2	5	6	7	13	19	22	17	7
	Favourable responses	57	50	79	88	83	92	94	91	95	79
No opinion	1	2	1	0	5	3	2	2	1	1	
2007/2008	Unfavourable responses	32	41	29	7	5	7	2	2	32	23
	Favourable responses	68	59	71	93	95	93	89	91	68	77
	No opinion	0	0	0	0	0	0	9	7	0	0

Student Ratings of Faculty

		1	2	3	4	5	6	7	8
2008/2009	Completely disagree	1	1	1	1	1	1	1	1
	Strongly disagree	2	2	2	2	3	2	2	3
	Disagree	6	5	7	10	10	9	8	8
	Unfavourable responses	9	8	10	13	14	13	12	12
	Agree	33	34	37	36	35	36	36	34
	Strongly agree	29	26	28	27	25	26	27	26
	Completely agree	25	27	20	19	20	20	20	20
	Favourable responses	87	88	85	82	81	82	83	80
No opinion	4	5	5	5	5	5	5	8	
2007/2008	Unfavourable responses	4	7	6	8	10	8	7	6
	Favourable responses	87	84	85	82	80	83	84	83
	No opinion	9	9	9	10	10	10	10	12

Family, Society and Health

Aggregate Scores

N(%)	NA	F	10 - 13	14 - 15	16 - 17	18 - 20	Mean ± Standard Deviation
	2007/08 2008/09	2007/08 2008/09	2007/08 2008/09	2007/08 2008/09	2007/08 2008/09	2007/08 2008/09	2007/08 2008/09
Aggregate Score	0(0) 2(2)	0(0) 0(0)	51(82) 73(78)	11(18) 18(19)	0(0) 1(1)	0(0) 0(0)	13±1 13±1

Student Ratings of The Curricular Area

Nuclear items		1	2	3	4	5	6	7	8	9	10	11	12
2008/2009	Completely disagree	4	4	6	5	1	2	1	4	5	5	11	4
	Strongly disagree	14	12	8	4	9	7	11	4	12	13	14	8
	Disagree	18	20	18	17	11	26	43	28	19	33	33	13
	Unfavourable responses	36	35	32	25	21	36	55	35	36	51	58	25
	Agree	48	55	52	45	41	50	39	54	33	33	33	49
	Strongly agree	15	7	12	19	4	11	6	7	6	8	4	17
	Completely agree	0	0	0	8	3	1	0	1	5	0	0	4
	Favourable responses	63	62	64	73	49	62	45	63	44	42	37	69
No opinion	1	2	4	2	30	2	0	2	20	7	5	6	
2007/2008	Unfavourable responses	23	20	25	18	56	15	25	11	49	33	57	20
	Favourable responses	77	79	70	82	41	84	72	87	30	59	39	77
	No opinion	0	2	5	0	3	2	3	2	21	8	3	3

Follow-up of a Family I

Aggregate Scores

N(%)	NA	F	10 - 13	14 - 15	16 - 17	18 - 20	Mean ± Standard Deviation
	2007/08 2008/09	2007/08 2008/09	2007/08 2008/09	2007/08 2008/09	2007/08 2008/09	2007/08 2008/09	2007/08 2008/09
Aggregate Score	2(3) 5(5)	1(1) 0(0)	0(0) 2(2)	1(1) 3(3)	27(43) 38(41)	33(52) 46(49)	18±1 17±1

Student Ratings of The Curricular Area

Nuclear items		1	2	3	4	5	6	7	8	9	10	11	12
2008/2009	Completely disagree	2	9	6	8	5	15	25	10	5	11	13	8
	Strongly disagree	2	3	2	3	4	7	15	7	7	9	6	5
	Disagree	11	18	6	16	13	15	19	17	19	20	24	5
	Unfavourable responses	16	31	14	28	21	37	59	34	30	40	43	18
	Agree	48	38	41	40	32	37	25	44	40	36	30	39
	Strongly agree	26	22	31	24	17	20	13	21	21	11	17	29
	Completely agree	10	10	15	7	2	5	2	1	2	8	7	14
	Favourable responses	84	69	86	71	51	61	40	66	63	55	54	82
No opinion	0	0	0	1	27	2	1	0	7	5	3	0	
2007/2008	Unfavourable responses	6	6	17	11	8	11	28	8	36	10	27	14
	Favourable responses	92	91	83	89	53	87	70	87	40	83	69	84
	No opinion	2	4	0	0	40	2	2	6	25	8	4	2

Option Project II

Aggregate Scores

N(%)	NA	F	10 - 13	14 - 15	16 - 17	18 - 20	Mean ± Standard Deviation
	2007/08 2008/09	2007/08 2008/09	2007/08 2008/09	2007/08 2008/09	2007/08 2008/09	2007/08 2008/09	2007/08 2008/09
Aggregate Score	5(6) 6(6)	1(1) 1(1)	10(10) 7(7)	32(32) 12(12)	49(49) 41(40)	2(2) 34(34)	15±2 17±2

Student Ratings of The Curricular Area

		1	2	3	4	5	6	7	8
2008/2009	Completely disagree	0	0	0	4	7	1	0	0
	Strongly disagree	0	0	1	5	10	0	0	0
	Disagree	1	4	1	8	13	8	0	3
	Unfavourable responses	1	4	2	18	30	9	0	3
	Agree	22	27	32	30	32	19	15	19
	Strongly agree	37	29	28	29	20	29	37	43
	Completely agree	38	16	20	23	16	40	47	33
	Favourable responses	98	73	80	81	68	88	100	95
No opinion	1	23	18	1	2	3	0	2	
2007/2008	Unfavourable responses	2	2	2	8	29	2	0	0
	Favourable responses	98	79	83	92	71	96	100	98
	No opinion	0	19	15	0	0	2	0	2

Vertical Domains II

Aggregate Scores

N(%)	NA	F	10 - 13	14 - 15	16 - 17	18 - 20	Mean ± Standard Deviation
	2007/08 2008/09	2007/08 2008/09	2007/08 2008/09	2007/08 2008/09	2007/08 2008/09	2007/08 2008/09	2007/08 2008/09
Aggregate Score	3(5) 4(4)	0(0) 0(0)	6(10) 4(4)	8(13) 6(7)	11(17) 62(66)	35(55) 18(19)	17±1 17±1

Student Ratings of The Curricular Area

		1	2	3	4	5	6	7	8	9	10	11	12
2008/2009	Completely disagree	6	6	5	5	10	-	3	3	3	-	6	7
	Strongly disagree	9	9	12	5	8	-	9	5	9	-	5	15
	Disagree	21	23	16	22	23	-	17	11	23	-	23	29
	Unfavourable responses	36	38	33	31	41	-	30	20	36	-	33	51
	Agree	39	41	49	38	34	-	49	53	39	-	37	30
	Strongly agree	23	18	16	18	16	-	16	24	14	-	28	14
	Completely agree	2	1	2	10	2	-	3	3	7	-	2	2
	Favourable responses	64	61	67	67	53	-	69	80	60	-	67	46
No opinion	0	1	0	2	6	-	1	0	5	-	0	3	
2007/2008	Unfavourable responses	23	17	26	6	28	-	8	8	11	-	13	19
	Favourable responses	74	75	74	88	53	-	91	89	60	-	85	77
	No opinion	4	8	0	6	19	-	2	4	28	-	2	4

3RD YEAR

Biopathology and Introduction to Therapeutics

Aggregate Scores

N(%)	NA	F	10 - 13	14 - 15	16 - 17	18 - 20	Mean ± Standard Deviation
	2007/08 2008/09	2007/08 2008/09	2007/08 2008/09	2007/08 2008/09	2007/08 2008/09	2007/08 2008/09	2007/08 2008/09
Aggregate Score	0(0) 2(3)	1(2) 2(3)	30(49) 21(35)	24(39) 29(48)	6(10) 7(11)	0(0) 0(0)	14±2 14±1

Student Ratings of The Curricular Area

Nuclear items		1	2	3	4	5	6	7	8	9	10	11	12
2008/2009	Completely disagree	0	0	0	2	2	0	0	0	0	0	2	2
	Strongly disagree	0	2	0	4	4	0	2	2	2	2	7	4
	Disagree	7	15	5	22	29	9	22	5	11	13	15	9
	Unfavourable responses	7	16	5	27	35	9	24	7	13	15	24	15
	Agree	45	49	38	53	42	55	56	58	44	45	36	35
	Strongly agree	36	31	25	18	20	25	16	25	38	27	29	33
	Completely agree	11	2	31	2	0	11	2	9	2	7	5	15
	Favourable responses	93	82	95	73	62	91	75	93	84	80	71	82
No opinion	0	2	0	0	4	0	2	0	4	5	5	4	
2007/2008	Unfavourable responses	11	23	14	59	34	18	38	18	21	27	31	16
	Favourable responses	89	75	86	41	64	82	61	80	73	73	69	82
	No opinion	0	2	0	0	2	0	2	2	5	0	0	2

Method items		1	2	3	4	5	6	7	8	9	10
2008/2009	Completely disagree	0	4	2	0	0	0	2	0	5	4
	Strongly disagree	9	5	2	7	0	5	7	2	2	5
	Disagree	18	36	13	7	5	9	4	2	9	29
	Unfavourable responses	27	45	17	15	5	15	13	4	16	38
	Agree	49	35	54	55	60	45	38	35	44	47
	Strongly agree	16	13	30	27	29	31	20	29	29	13
	Completely agree	5	5	0	4	5	9	5	11	11	0
	Favourable responses	71	53	83	85	95	85	64	75	84	60
No opinion	2	2	0	0	0	0	24	22	0	2	
2007/2008	Unfavourable responses	63	50	60	19	25	25	30	16	23	39
	Favourable responses	38	48	40	81	75	75	47	63	77	60
	No opinion	0	2	0	0	0	0	23	21	0	2

Student Ratings of Faculty

		1	2	3	4	5	6	7	8
2008/2009	Completely disagree	0	1	1	1	1	1	1	0
	Strongly disagree	0	1	0	1	0	2	1	1
	Disagree	2	4	7	8	8	8	7	5
	Unfavourable responses	3	5	8	10	9	10	9	6
	Agree	18	20	30	31	33	33	30	28
	Strongly agree	35	29	32	30	29	27	31	34
	Completely agree	41	43	27	26	27	28	28	26
	Favourable responses	94	92	90	87	88	87	89	88
No opinion	3	3	3	3	3	3	3	6	
2007/2008	Unfavourable responses	8	11	20	21	18	22	22	19
	Favourable responses	91	88	78	77	80	77	77	79
	No opinion	1	1	1	2	2	2	1	2

Introduction to Community Health

Aggregate Scores

N(%)	NA	F	10 - 13	14 - 15	16 - 17	18 - 20	Mean ± Standard Deviation
	2007/08 2008/09	2007/08 2008/09	2007/08 2008/09	2007/08 2008/09	2007/08 2008/09	2007/08 2008/09	2007/08 2008/09
Aggregate Score	0(0) 0(0)	0(0) 0(0)	10(17) 10(17)	30(51) 22(37)	16(27) 24(41)	3(5) 3(5)	15±1 15±2

Student Ratings of The Curricular Area

Nuclear items		1	2	3	4	5	6	7	8	9	10	11	12
2008/2009	Completely disagree	0	0	0	0	2	0	0	0	2	0	0	2
	Strongly disagree	0	0	0	0	2	0	0	0	11	2	0	0
	Disagree	0	4	7	4	5	2	5	2	11	7	11	9
	Unfavourable responses	0	4	7	4	9	2	5	2	23	9	11	11
	Agree	27	21	27	27	27	43	46	43	45	38	39	40
	Strongly agree	45	46	34	39	45	30	32	32	11	39	38	27
	Completely agree	29	29	32	29	20	21	16	18	5	11	11	22
	Favourable responses	100	96	93	95	91	95	95	93	61	88	88	89
No opinion	0	0	0	2	0	4	0	5	16	4	2	0	
2007/2008	Unfavourable responses	12	20	15	9	13	17	15	15	40	13	21	21
	Favourable responses	88	78	83	91	85	81	85	85	46	87	77	77
	No opinion	0	2	2	0	2	2	0	0	15	0	2	2

Method items		1	2	3	4	5	6	7	8	9	10
2008/2009	Completely disagree	2	2	4	4	0	0	0	0	0	0
	Strongly disagree	2	4	0	5	0	0	0	0	0	0
	Disagree	5	14	2	2	7	7	7	0	0	5
	Unfavourable responses	9	20	5	11	7	7	7	0	0	5
	Agree	23	30	18	36	29	29	13	13	16	20
	Strongly agree	34	32	36	29	32	39	11	18	18	25
	Completely agree	34	14	41	20	32	23	4	11	66	50
	Favourable responses	91	77	95	84	93	91	27	41	100	95
No opinion	0	4	0	5	0	2	66	59	0	0	
2007/2008	Unfavourable responses	37	47	8	20	18	18	21	17	4	13
	Favourable responses	51	33	92	76	78	80	31	38	96	85
	No opinion	12	20	0	4	4	2	48	46	0	2

Student Ratings of Faculty

		1	2	3	4	5	6	7	8
2008/2009	Completely disagree	0	0	0	0	0	0	0	1
	Strongly disagree	0	2	0	0	0	0	0	0
	Disagree	1	1	5	7	6	7	8	5
	Unfavourable responses	1	3	5	7	6	7	8	5
	Agree	16	23	31	39	33	35	27	32
	Strongly agree	41	35	39	30	36	36	42	38
	Completely agree	41	38	24	22	24	21	21	21
	Favourable responses	98	96	94	91	93	92	90	91
No opinion	1	1	1	2	1	1	2	4	
2007/2008	Unfavourable responses	6	10	11	12	11	13	15	10
	Favourable responses	93	87	88	87	87	84	85	89
	No opinion	1	3	1	1	2	3	1	1

Introduction to Clinical Medicine

Aggregate Scores

N(%)	NA	F	10 - 13	14 - 15	16 - 17	18 - 20	Mean ± Standard Deviation
	2007/08 2008/09	2007/08 2008/09	2007/08 2008/09	2007/08 2008/09	2007/08 2008/09	2007/08 2008/09	2007/08 2008/09
Professionalism rubrics	0(0) 1(2)	0(0) 0(0)	1(2) 0(0)	28(45) 19(30)	30(50) 33(52)	2(3) 10(16)	15±1 16±2
Skills rubrics	0(0) 1(1)	0(0) 0(0)	5(8) 3(5)	33(55) 19(30)	21(34) 30(48)	2(3) 10(16)	15±1 16±2
Written exam	0(0) 2(3)	18(30) 3(5)	36(59) 32(51)	7(11) 17(27)	0(0) 8(13)	0(0) 1(1)	11±2 13±2
OSCE*	0(0) 1(2)	0(0) 0(0)	14(23) 3(5)	25(41) 14(22)	22(36) 45(71)	0(0) 0(0)	15±2 16±1
Aggregate Score	0(0) 1(2)	2(3) 2(3)	15(25) 13(20)	39(64) 34(54)	5(8) 12(19)	0(0) 1(2)	14±1 14±1

* Objective Structured Clinical Examination

Student Ratings of The Curricular Area

Nuclear items		1	2	3	4	5	6	7	8	9	10	11	12
2008/2009	Completely disagree	0	0	0	4	0	2	2	2	0	0	0	0
	Strongly disagree	2	0	0	6	2	6	2	2	2	4	2	0
	Disagree	0	4	0	23	8	13	17	8	4	8	2	0
	Unfavourable responses	2	4	0	33	10	21	21	12	6	12	4	0
	Agree	33	42	13	27	48	29	37	31	38	38	27	21
	Strongly agree	50	42	23	33	27	33	35	48	38	40	40	35
	Completely agree	15	8	63	8	6	12	8	10	13	4	27	44
	Favourable responses	98	92	100	67	81	73	79	88	90	83	94	100
2007/2008	No opinion	0	4	0	0	10	6	0	0	4	6	2	0
	Unfavourable responses	10	13	0	54	26	19	31	13	19	23	6	4
	Favourable responses	90	83	100	46	63	77	65	88	75	75	91	96
No opinion	0	4	0	0	11	4	4	0	6	2	2	0	

Evaluation of Clinical Tutors

		1	2	3	4	5	6	7	8	9	10
2008/2009	Completely disagree	0	0	0	0	4	4	0	4	0	0
	Strongly disagree	4	0	0	0	0	4	0	0	0	0
	Disagree	4	4	0	4	0	15	0	4	0	0
	Unfavourable responses	8	4	0	4	4	23	0	8	0	0
	Agree	20	19	19	12	23	23	8	19	27	15
	Strongly agree	36	35	31	35	38	27	23	46	42	27
	Completely agree	32	42	50	50	35	27	69	27	31	58
	Favourable responses	88	96	100	96	96	77	100	92	100	100
2007/2008	No opinion	4	0	0	0	0	0	0	0	0	0
	Unfavourable responses	7	0	4	0	15	15	0	19	4	0
	Favourable responses	93	100	96	100	85	85	100	81	96	100
No opinion	0	0	0	0	0	0	0	0	0	0	

Seminars Evaluation

		1	2	3	4	5	6	7	8	9	10
2008/2009	Completely disagree	1	0	0	0	0	2	0	1	0	1
	Strongly disagree	2	0	0	1	2	5	2	0	1	2
	Disagree	7	4	5	3	10	14	7	2	3	8
	Unfavourable responses	10	5	5	4	12	22	9	3	5	10
	Agree	33	28	31	26	34	30	37	17	26	34
	Strongly agree	33	38	37	39	26	25	35	19	35	31
	Completely agree	23	28	25	27	15	18	17	13	32	20
	Favourable responses	88	94	93	92	75	74	89	49	93	85
No opinion	1	1	2	4	14	5	2	1	0	0	
2007/2008	Unfavourable responses	13	14	8	8	15	25	20	2	0	0
	Favourable responses	86	86	90	89	72	73	76	7	4	5
	No opinion	0	1	1	3	13	3	4	10	5	5

Follow-up of a Family II

Aggregate Scores

N(%)	NA	F	10 - 13	14 - 15	16 - 17	18 - 20	Mean ± Standard Deviation
	2007/08 2008/09	2007/08 2008/09	2007/08 2008/09	2007/08 2008/09	2007/08 2008/09	2007/08 2008/09	2007/08 2008/09
Aggregate Score	2(3) 2(3)	1(1) 0(0)	0(0) 0(0)	1(1) 3(5)	27(43) 23(37)	33(52) 34(55)	18±1 18±1

Student Ratings of The Curricular Area

Nuclear items		1	2	3	4	5	6	7	8	9	10	11	12
2008/2009	Completely disagree	0	0	0	0	0	0	4	0	0	0	2	0
	Strongly disagree	0	0	4	2	0	6	12	2	2	2	6	4
	Disagree	8	14	14	2	6	20	12	6	10	6	31	22
	Unfavourable responses	8	14	18	4	6	26	28	8	12	8	39	27
	Agree	48	46	42	30	31	28	28	36	43	39	33	33
	Strongly agree	28	26	30	36	31	24	24	32	20	27	20	27
	Completely agree	14	12	6	26	4	18	14	16	6	14	6	12
	Favourable responses	90	84	78	92	65	70	66	84	69	80	59	71
No opinion	2	2	4	4	29	4	6	8	18	12	2	2	
	Unfavourable responses	13	19	25	6	17	13	25	23	19	7	46	18
2007/2008	Favourable responses	88	79	75	90	63	85	73	71	65	89	50	78
	No opinion	0	2	0	4	21	2	2	6	17	4	4	4

Vertical Domains III

Aggregate Scores

N(%)	NA	F	10 - 13	14 - 15	16 - 17	18 - 20	Mean ± Standard Deviation
	2007/08 2008/09	2007/08 2008/09	2007/08 2008/09	2007/08 2008/09	2007/08 2008/09	2007/08 2008/09	2007/08 2008/09
Aggregate Score	5(8) 1(2)	0(0) 0(0)	13(19) 0(0)	16(25) 3(5)	12(19) 20(32)	19(29) 39(62)	16±2 17±1

Student Ratings of The Curricular Area

		1	2	3	4	5	6	7	8	9	10	11	12
2008/2009	Completely disagree	5	2	7	3	8	-	0	0	5	-	3	8
	Strongly disagree	7	5	7	0	8	-	2	2	2	-	3	12
	Disagree	12	10	15	9	10	-	20	5	14	-	19	19
	Unfavourable responses	24	17	29	12	27	-	22	7	20	-	25	39
	Agree	56	47	42	45	29	-	53	47	29	-	42	34
	Strongly agree	14	17	22	21	14	-	19	34	20	-	22	17
	Completely agree	7	5	7	16	2	-	3	7	5	-	10	3
	Favourable responses	76	69	71	81	44	-	75	88	54	-	75	54
No opinion	0	14	0	7	29	-	3	5	25	-	0	7	
2007/2008	Unfavourable responses	13	11	15	9	28	-	17	6	13	-	6	17
	Favourable responses	81	72	79	83	50	-	79	81	68	-	87	77
	No opinion	6	17	6	9	22	-	4	13	19	-	6	6

4TH YEAR

Medicine I Residency

Aggregate Scores

N(%)	NA	F	10 - 13	14 - 15	16 - 17	18 - 20	Mean ± Standard Deviation
	2007/08 2008/09	2007/08 2008/09	2007/08 2008/09	2007/08 2008/09	2007/08 2008/09	2007/08 2008/09	2007/08 2008/09
Direct observation of performance	0(0) 0(0)	0(0) 0(0)	26(43) 14(22)	25(41) 32(51)	10(16) 17(27)	0(0) 0(0)	14±1 14±1
Professionalism rubrics	0(0) 0(0)	0(0) 0(0)	0(0) 0(0)	6(10) 11(18)	39(64) 45(71)	16(26) 7(11)	17±1 16±1
Skills rubrics	0(0) 0(0)	0(0) 0(0)	0(0) 0(0)	9(15) 17(27)	41(67) 42(67)	11(18) 4(6)	17±1 16±1
Module written exams	1(2) 1(2)	9(15) 15(24)	28(45) 42(66)	15(25) 4(6)	8(13) 1(2)	0(0) 0(0)	12±3 10±3
Integrated written exam	1(2) 2(3)	15(25) 24(38)	34(56) 35(56)	7(11) 2(3)	4(6) 0(0)	0(0) 0(0)	11±4 10±2
Aggregate Score	0(0) 0(0)	3(5) 12(19)	24(39) 26(41)	28(46) 24(38)	6(10) 1(2)	0(0) 0(0)	14±2 13±2

Student Ratings of The Curricular Area

		1	2	3	4	5	6	7	8	9	10	11	12
2008/2009	Completely disagree	8	14	0	25	27	14	18	10	14	10	8	6
	Strongly disagree	6	12	6	18	22	16	8	8	10	18	12	4
	Disagree	22	29	10	31	29	16	44	18	12	20	29	6
	Unfavourable responses	35	55	16	75	78	45	70	35	35	48	49	16
	Agree	35	35	47	18	14	31	20	41	41	32	29	45
	Strongly agree	22	4	18	6	6	14	4	10	12	12	12	24
	Completely agree	8	6	20	2	2	2	2	8	6	4	4	14
	Favourable responses	65	45	84	25	22	47	26	59	59	48	45	82
No opinion	0	0	0	0	0	8	4	6	6	4	6	2	
2007/2008	Unfavourable responses	6	15	0	40	38	15	21	11	11	9	17	4
	Favourable responses	94	81	100	55	55	85	77	89	81	87	81	96
	No opinion	0	4	0	4	6	0	2	0	9	4	2	0

Evaluation of Clinical Tutors

		1	2	3	4	5	6	7	8	9	10
2008/2009	Completely disagree	0	0	1	2	0	2	0	2	2	0
	Strongly disagree	0	1	1	1	0	0	0	2	1	1
	Disagree	4	7	4	4	5	7	1	4	5	1
	Unfavourable responses	4	9	7	7	6	9	1	7	7	2
	Agree	17	14	13	17	17	20	14	19	12	14
	Strongly agree	23	23	21	18	19	20	17	22	20	23
	Completely agree	55	54	59	57	56	48	66	52	58	60
	Favourable responses	96	91	93	92	93	88	97	92	90	97
No opinion	0	0	0	1	1	3	1	0	3	1	
2007/2008	Unfavourable responses	7	6	8	6	9	15	1	14	8	4
	Favourable responses	92	93	90	91	89	76	97	86	89	96
	No opinion	1	1	2	2	3	9	2	1	3	0

Seminars Evaluation

		1	2	3	4	5	6	7	8	9	10
2008/2009	Completely disagree	2	1	1	1	1	3	2	2	1	2
	Strongly disagree	2	2	2	2	2	3	2	1	1	2
	Disagree	7	7	5	4	6	16	9	4	3	9
	Unfavourable responses	10	10	8	7	9	21	13	7	6	13
	Agree	37	32	33	30	29	34	39	17	32	36
	Strongly agree	28	29	31	32	26	21	25	13	26	25
	Completely agree	22	25	25	25	25	19	19	14	29	21
	Favourable responses	86	86	88	88	79	73	83	43	86	82
No opinion	3	3	3	5	12	5	4	50	8	4	
2007/2008	Unfavourable responses	8	6	5	3	8	24	10	2	2	10
	Favourable responses	91	93	93	95	86	72	88	33	90	88
	No opinion	1	1	1	2	6	4	2	65	7	2

Mental Health Residency

Aggregate Scores

N(%)	NA	F	10 - 13	14 - 15	16 - 17	18 - 20	Mean ± Standard Deviation
	2007/08 2008/09	2007/08 2008/09	2007/08 2008/09	2007/08 2008/09	2007/08 2008/09	2007/08 2008/09	2007/08 2008/09
Reports	0(0) 0(0)	0(0) 0(0)	2(3) 7(12)	15(25) 26(43)	26(43) 12(20)	18(29) 15(25)	17±2 16±2
Clinical Histories	0(0) 0(0)	0(0) 0(0)	0(0) 2(3)	6(10) 16(27)	13(22) 18(30)	42(68) 24(40)	18±2 17±2
Professionalism rubrics	0(0) 0(0)	0(0) 0(0)	0(0) 9(15)	4(6) 6(10)	26(43) 33(55)	31(51) 12(20)	17±1 16±2
Skills rubrics	0(0) 0(0)	0(0) 0(0)	2(3) 11(18)	4(7) 8(13)	35(57) 31(52)	20(33) 10(17)	17±1 16±2
Written exam	0(0) 0(0)	0(0) 1(2)	1(2) 21(35)	13(21) 22(36)	21(34) 15(25)	26(43) 1(2)	17±2 14±2
Aggregate Score	0(0) 0(0)	0(0) 1(2)	0(0) 7(12)	4(6) 24(40)	35(58) 26(43)	22(36) 2(3)	17±1 15±1

Student Ratings of The Curricular Area

		1	2	3	4	5	6	7	8	9	10	11	12
2008/2009	Completely disagree	2	0	0	2	0	0	0	0	2	0	0	2
	Strongly disagree	0	0	2	0	0	0	0	0	2	0	0	0
	Disagree	0	4	0	12	2	0	6	4	15	2	6	0
	Unfavourable responses	2	4	2	13	2	0	6	4	19	2	6	2
	Agree	29	25	23	27	19	25	29	29	27	35	27	27
	Strongly disagree	29	41	35	29	33	31	38	38	15	25	35	37
	Completely agree	39	29	40	31	37	43	27	29	21	38	33	35
	Favourable responses	98	96	98	87	88	100	94	96	63	98	94	98
No opinion	0	0	0	0	10	0	0	0	17	0	0	0	
2007/2008	Unfavourable responses	0	3	2	14	2	5	7	3	29	0	2	0
	Favourable responses	100	97	98	84	95	95	93	97	58	100	98	100
	No opinion	0	0	0	2	3	0	0	0	14	0	0	0

Evaluation of Clinical Tutors

		1	2	3	4	5	6	7	8	9	10
2008/2009	Completely disagree	0	0	0	0	0	0	0	0	2	0
	Strongly disagree	0	0	0	0	0	0	0	0	0	2
	Disagree	2	4	4	2	2	6	0	4	4	0
	Unfavourable responses	2	4	4	2	2	6	0	4	6	2
	Agree	13	12	6	15	11	8	8	13	15	15
	Strongly disagree	25	17	17	15	25	25	25	9	13	19
	Completely agree	60	67	74	68	62	55	68	74	66	64
	Favourable responses	98	96	96	98	98	87	100	96	94	98
No opinion	0	0	0	0	0	8	0	0	0	0	
2007/2008	Unfavourable responses	14	3	7	0	7	8	2	5	3	0
	Favourable responses	85	97	93	100	93	92	98	95	95	100
	No opinion	2	0	0	0	0	0	0	0	2	0

Seminars Evaluation

		1	2	3	4	5	6	7	8	9	10
2008/2009	Completely disagree	1	0	1	0	1	1	1	2	0	1
	Strongly disagree	1	1	0	0	0	1	1	1	1	1
	Disagree	4	6	4	2	4	2	4	3	4	5
	Unfavourable responses	6	6	5	2	4	5	6	6	4	7
	Agree	35	30	32	34	28	40	36	22	29	35
	Strongly disagree	36	40	38	37	33	32	35	24	33	34
	Completely agree	21	20	23	20	19	18	18	15	25	21
	Favourable responses	92	91	92	91	80	89	88	61	87	91
No opinion	3	3	3	7	16	6	6	34	9	3	
2007/2008	Unfavourable responses	3	5	7	1	3	7	5	3	2	5
	Favourable responses	96	94	92	97	94	91	94	82	97	93
	No opinion	1	1	1	1	4	2	1	15	1	2

Health Centres Residency I

Aggregate Scores

N(%)	NA	F	10 - 13	14 - 15	16 - 17	18 - 20	Mean ± Standard Deviation
	2007/08 2008/09	2007/08 2008/09	2007/08 2008/09	2007/08 2008/09	2007/08 2008/09	2007/08 2008/09	2007/08 2008/09
Portfolio	0(0) 0(0)	0(0) 0(0)	0(0) 0(0)	0(0) 2(3)	1(2) 10(17)	60(98) 48(80)	20±1 19±2
Research Protocol	0(0) 0(0)	0(0) 0(0)	0(0) 0(0)	0(0) 5(8)	23(38) 10(17)	38(62) 45(75)	18±1 17±1
Professionalism rubrics	0(0) 0(0)	0(0) 0(0)	1(2) 3(5)	4(6) 6(10)	35(57) 28(47)	21(35) 23(38)	17±2 17±2
Skills rubrics	0(0) 0(0)	0(0) 0(0)	2(3) 3(5)	13(21) 10(17)	35(58) 29(48)	11(18) 18(30)	16±2 17±2
Written exam	0(0) 0(0)	1(2) 5(8)	22(37) 36(60)	18(29) 16(27)	18(29) 2(3)	2(3) 1(2)	14±2 13±2
Aggregate Score	0(0) 0(0)	0(0) 1(2)	0(0) 3(5)	8(13) 19(32)	43(71) 33(55)	10(16) 4(6)	17±1 16±2

Student Ratings of The Curricular Area

		1	2	3	4	5	6	7	8	9	10	11	12
2008/2009	Completely disagree	2	0	0	0	5	4	0	0	2	2	0	2
	Strongly disagree	2	5	0	2	5	0	2	0	7	0	4	0
	Disagree	5	9	5	7	13	15	22	9	4	13	24	7
	Unfavourable responses	9	15	5	9	24	18	24	9	13	15	27	9
	Agree	42	44	42	44	45	38	42	43	51	51	35	44
	Strongly disagree	31	27	35	29	15	24	24	31	16	25	27	22
	Completely agree	18	15	18	18	9	16	11	11	13	7	9	25
	Favourable responses	91	85	95	91	69	78	76	85	80	84	71	91
No opinion	0	0	0	0	7	4	0	6	7	2	2	0	
2007/2008	Unfavourable responses	8	18	6	59	20	18	33	14	12	0	10	4
	Favourable responses	92	82	94	41	78	82	67	86	82	98	88	94
	No opinion	0	0	0	0	2	0	0	0	6	2	2	2

Evaluation of Clinical Tutors

		1	2	3	4	5	6	7	8	9	10
2008/2009	Completely disagree	0	0	0	0	0	0	0	2	2	0
	Strongly disagree	0	2	0	0	2	2	0	0	0	0
	Disagree	4	2	4	2	0	4	4	2	5	4
	Unfavourable responses	4	4	4	2	2	5	4	4	7	4
	Agree	18	5	5	17	15	18	15	9	9	9
	Strongly disagree	20	20	18	15	18	15	24	22	25	24
	Completely agree	56	71	73	67	65	62	58	65	58	64
	Favourable responses	95	96	96	98	98	95	96	96	93	96
No opinion	2	0	0	0	0	0	0	0	0	0	
2007/2008	Unfavourable responses	4	2	0	2	10	6	2	2	4	2
	Favourable responses	96	98	100	98	88	94	98	98	96	98
	No opinion	0	0	0	0	2	0	0	0	0	0

Seminars Evaluation

		1	2	3	4	5	6	7	8	9	10
2008/2009	Completely disagree	5	3	4	3	3	5	5	3	3	4
	Strongly disagree	4	3	4	3	4	4	4	3	2	5
	Disagree	12	8	9	8	9	10	10	8	8	13
	Unfavourable responses	21	14	17	14	16	19	19	14	13	23
	Agree	40	39	39	35	28	39	40	18	41	37
	Strongly disagree	22	25	21	26	18	18	19	6	17	20
	Completely agree	13	16	13	14	13	13	11	8	15	12
	Favourable responses	74	80	73	75	59	71	71	32	74	68
No opinion	5	5	10	11	25	11	10	54	13	9	
2007/2008	Unfavourable responses	13	4	6	7	10	21	10	8	5	15
	Favourable responses	87	95	94	92	86	75	87	33	90	82
	No opinion	0	0	1	1	4	4	3	59	5	3

Maternal and Child Health

Aggregate Scores

	NA	F	10 - 13	14 - 15	16 - 17	18 - 20	Mean ± Standard Deviation
	2007/08 2008/09	2007/08 2008/09	2007/08 2008/09	2007/08 2008/09	2007/08 2008/09	2007/08 2008/09	2007/08 2008/09
Direct observation of performance	0(0) 0(0)	0(0) 0(0)	0(0) 1(2)	13(21) 22(36)	43(71) 38(62)	5(8) 0(0)	16±1 16±1
Professionalism rubrics	0(0) 0(0)	0(0) 0(0)	1(2) 11(18)	14(23) 18(30)	39(64) 32(52)	7(11) 0(0)	16±1 15±2
Skills rubrics	0(0) 0(0)	0(0) 0(0)	1(2) 11(18)	15(25) 24(39)	40(65) 26(43)	5(8) 0(0)	16±1 15±2
Module written exams	0(0) 0(0)	0(0) 5(8)	24(40) 31(52)	16(26) 19(32)	14(23) 5(8)	7(11) 0(0)	14±2 12±3
Integrated written exam	0(0) 0(0)	1(2) 0(0)	23(38) 18(30)	24(39) 30(49)	13(21) 13(21)	0(0) 0(0)	14±2 14±2
Aggregate Score	0(0) 0(0)	1(2) 0(0)	6(10) 16(26)	28(46) 31(51)	26(42) 14(23)	0(0) 0(0)	15±1 14±1

Area Ratings

		1	2	3	4	5	6	7	8	9	10	11	12
2008/2009	Completely disagree	0	0	0	5	2	0	2	2	2	0	0	0
	Strongly disagree	0	0	0	7	2	4	0	4	4	2	0	0
	Disagree	5	7	2	29	5	11	18	4	16	21	14	5
	Unfavourable responses	5	7	2	42	9	15	20	9	21	23	14	5
	Agree	39	44	36	27	51	47	50	49	41	41	45	38
	Strongly agree	41	39	42	18	33	29	23	29	21	25	27	29
	Completely agree	14	9	20	13	7	7	5	9	9	9	13	27
	Favourable responses	95	93	98	58	91	84	79	87	71	75	84	95
Without an opinion	0	0	0	0	0	2	2	4	7	2	2	0	
2007/2008	Unfavourable responses	4	9	2	53	11	18	38	16	20	15	20	2
	Favourable responses	96	91	98	47	87	80	62	78	64	81	80	96
	Without an opinion	0	0	0	0	2	2	0	5	16	4	0	2

Tutors/services Evaluation

		1	2	3	4	5	6	7	8	9	10
2008/2009	Completely disagree	0	0	0	0	1	1	0	1	0	0
	Strongly disagree	1	1	1	0	0	1	0	0	1	1
	Disagree	12	3	1	2	3	6	2	8	3	1
	Unfavourable responses	12	3	2	2	3	8	2	9	4	2
	Agree	10	12	12	12	15	11	8	15	12	10
	Strongly agree	31	31	19	22	29	28	19	20	23	26
	Completely agree	48	54	67	63	52	51	71	56	59	61
	Favourable responses	88	97	98	98	96	90	97	90	95	98
Without an opinion	0	0	0	0	1	1	1	1	1	0	
2007/2008	Unfavourable responses	10	9	9	7	14	12	3	19	9	6
	Favourable responses	90	91	91	91	81	83	90	80	85	93
	Without an opinion	0	1	1	2	6	6	8	2	6	1

Seminars Evaluation

		1	2	3	4	5	6	7	8	9	10
2008/2009	Completely disagree	2	2	2	1	1	4	3	4	1	3
	Strongly disagree	1	2	1	1	1	3	2	0	1	2
	Disagree	8	6	6	5	5	12	10	2	2	11
	Unfavourable responses	11	10	8	6	7	18	15	6	4	16
	Agree	31	30	32	30	20	31	33	9	33	27
	Strongly agree	31	33	34	32	21	24	28	10	29	30
	Completely agree	26	26	25	28	21	20	19	11	30	24
	Favourable responses	88	89	91	91	63	74	80	30	93	81
Without an opinion	1	1	1	3	30	8	5	64	3	3	
2007/2008	Unfavourable responses	7	6	7	2	6	13	8	1	2	9
	Favourable responses	90	91	90	94	85	80	87	27	93	88
	Without an opinion	3	3	3	4	9	6	4	72	4	4

From Clinical to Molecular Biology I

Aggregate Scores

N(%)	NA	F	10 - 13	14 - 15	16 - 17	18 - 20	Mean ± Standard Deviation
	2007/08 2008/09	2007/08 2008/09	2007/08 2008/09	2007/08 2008/09	2007/08 2008/09	2007/08 2008/09	2007/08 2008/09
Aggregate Score	2(3) 0(0)	0(0) 0(0)	2(3) 1(2)	12(20) 7(11)	27(44) 34(55)	18(30) 20(32)	17±1 17±1

Student Ratings of The Curricular Area

		1	2	3	4	5	6	7	8	9	10	11	12
2008/2009	Completely disagree	25	23	31	20	29	25	22	18	24	22	38	29
	Strongly disagree	14	7	11	7	9	5	11	9	11	7	13	18
	Disagree	20	25	28	14	11	16	13	7	15	13	29	24
	Unfavourable responses	59	55	70	41	48	47	45	35	50	42	80	71
	Agree	25	25	20	25	34	27	35	38	24	31	11	18
	Strongly agree	13	11	6	18	7	9	15	15	13	11	4	4
	Completely agree	2	2	0	13	4	2	5	5	2	2	2	2
	Favourable responses	39	38	26	55	45	38	55	58	39	44	16	24
Without an opinion	2	7	4	4	7	15	0	7	11	15	4	5	
2007/2008	Unfavourable responses	61	38	72	49	58	65	47	30	38	33	84	80
	Favourable responses	39	51	25	51	35	18	53	67	40	51	16	20
	Without an opinion	0	11	4	0	7	16	0	4	22	16	0	0

Seminars Evaluation

		1	2	3	4	5	6	7	8	9	10
2008/2009	Completely disagree	10	7	7	8	9	10	12	7	10	9
	Strongly disagree	1	0	0	0	1	0	2	1	1	1
	Disagree	7	2	2	0	5	7	8	1	2	7
	Unfavourable responses	18	9	9	8	15	17	22	9	13	17
	Agree	34	34	29	24	24	38	43	16	32	36
	Strongly agree	26	29	32	34	31	24	16	12	23	24
	Completely agree	21	27	30	29	24	16	15	14	15	18
	Favourable responses	81	89	90	87	80	79	74	43	71	79
No opinion	1	2	1	5	5	4	3	48	16	4	
2007/2008	Unfavourable responses	11	3	3	6	7	11	20	5	14	14
	Favourable responses	89	94	92	90	89	87	77	42	76	81
	No opinion	0	3	5	5	4	2	3	53	10	5

Option Projects IV

Aggregate Scores

N(%)	NA	F	10 - 13	14 - 15	16 - 17	18 - 20	Mean ± Standard Deviation
	2007/08 2008/09	2007/08 2008/09	2007/08 2008/09	2007/08 2008/09	2007/08 2008/09	2007/08 2008/09	2007/08 2008/09
Aggregate Score	5(8) 2(3)	0(0) 0(0)	13(19) 1(2)	16(25) 3(5)	12(19) 18(28)	19(29) 39(62)	16±2 18±2

Student Ratings of The Curricular Area

		1	2	3	4	5	6	7	8
2008/2009	Completely disagree	0	0	0	4	0	2	0	0
	Strongly disagree	0	2	0	0	2	2	0	0
	Disagree	0	4	11	0	18	11	5	5
	Unfavourable responses	0	5	11	4	20	15	5	5
	Agree	21	18	23	30	23	31	21	21
	Strongly agree	41	36	34	30	25	11	27	20
	Completely agree	38	27	23	34	27	44	46	50
	Favourable responses	100	80	80	95	75	85	95	91
No opinion	0	14	9	2	5	0	0	4	
2007/2008	Unfavourable responses	4	11	7	11	18	20	9	11
	Favourable responses	96	82	82	89	82	80	91	88
	No opinion	0	7	11	0	0	0	0	2

5TH YEAR

Surgery Residency

Aggregate Scores

N(%)	NA	F	10 - 13	14 - 15	16 - 17	18 - 20	Mean ± Standard Deviation
	2007/08 2008/09	2007/08 2008/09	2007/08 2008/09	2007/08 2008/09	2007/08 2008/09	2007/08 2008/09	2007/08 2008/09
Direct observation of performance	0(0) 0(0)	0(0) 0(0)	5(10) 10(16)	23(43) 31(50)	21(40) 21(34)	4(7) 0(0)	15±1 15±1
Professionalism rubrics	0(0) 0(0)	0(0) 0(0)	0(0) 0(0)	3(6) 6(10)	43(81) 52(84)	7(13) 4(6)	17±1 17±1
Skills rubrics	0(0) 0(0)	0(0) 0(0)	0(0) 0(0)	5(9) 10(16)	43(82) 47(76)	5(9) 5(8)	17±1 16±1
Module written exams	0(0) 0(0)	3(6) 7(11)	20(37) 24(39)	18(34) 21(34)	12(23) 9(14)	0(0) 1(2)	13±3 13±2
Integrated written exam	0(0) 0(0)	4(8) 8(13)	20(38) 28(45)	17(32) 22(36)	11(20) 4(6)	1(2) 0(0)	14±2 13±2
Aggregate Score	0(0) 0(0)	2(4) 1(2)	3(6) 12(19)	31(58) 38(61)	17(32) 11(18)	0(0) 0(0)	15±1 14±1

Student Ratings of The Curricular Area

		1	2	3	4	5	6	7	8	9	10	11	12
2008/2009	Completely disagree	0	0	0	0	2	0	0	0	0	0	2	2
	Strongly disagree	0	0	0	6	4	0	2	0	0	0	0	0
	Disagree	4	12	2	25	16	8	12	12	6	8	10	0
	Unfavourable responses	4	12	2	31	22	8	14	12	6	8	12	2
	Agree	35	35	27	45	53	43	43	41	41	37	31	29
	Strongly agree	53	49	55	18	22	27	41	39	41	43	51	51
	Completely agree	8	2	16	4	4	16	2	4	6	8	4	18
	Favourable responses	96	86	98	67	78	86	86	84	88	88	86	98
No opinion	0	2	0	2	0	6	0	4	6	4	2	0	
2007/2008	Unfavourable responses	0	0	0	100	33	33	0	33	33	0	0	0
	Favourable responses	100	100	100	0	67	67	100	67	67	100	100	100
	No opinion	0	0	0	0	0	0	0	0	0	0	0	0

Evaluation of Clinical Tutors

		1	2	3	4	5	6	7	8	9	10
2008/2009	Completely disagree	0	0	0	0	1	0	0	0	0	0
	Strongly disagree	1	0	0	0	1	2	0	0	0	0
	Disagree	8	2	1	1	8	9	1	5	2	2
	Unfavourable responses	9	2	1	1	9	11	1	5	2	2
	Agree	19	21	15	18	23	21	9	22	20	23
	Strongly agree	34	38	34	33	30	31	35	29	36	36
	Completely agree	37	39	50	47	38	37	55	43	41	39
	Favourable responses	91	98	99	98	91	88	99	94	97	98
No opinion	0	0	0	0	0	1	0	0	2	0	
2007/2008	Unfavourable responses	10	2	1	2	10	11	0	5	2	4
	Favourable responses	90	98	99	98	89	88	98	95	98	96
	No opinion	0	0	0	0	0	0	1	0	0	0

Seminars Evaluation

		1	2	3	4	5	6	7	8	9	10
2008/2009	Completely disagree	1	1	0	0	0	3	1	0	0	1
	Strongly disagree	3	3	3	1	1	2	1	0	0	2
	Disagree	7	8	8	3	8	15	11	0	1	10
	Unfavourable responses	10	12	10	4	8	19	13	0	1	13
	Agree	44	33	38	36	29	36	39	7	34	34
	Strongly agree	33	29	30	35	22	24	37	7	30	32
	Completely agree	13	24	22	22	20	18	5	3	22	13
	Favourable responses	90	87	89	93	71	78	82	16	87	80
No opinion	0	2	1	3	20	3	6	84	13	8	
2007/2008	Unfavourable responses	9	8	10	3	6	19	10	2	3	11
	Favourable responses	90	91	89	95	90	80	86	12	95	87
	No opinion	1	1	1	2	5	1	4	87	3	2

Medicine II Residency

Aggregate Scores

N(%)	NA	F	10 - 13	14 - 15	16 - 17	18 - 20	Mean ± Standard Deviation
	2007/08 2008/09	2007/08 2008/09	2007/08 2008/09	2007/08 2008/09	2007/08 2008/09	2007/08 2008/09	2007/08 2008/09
Direct observation of performance	0(0) 0(0)	0(0) 0(0)	8(16) 15(23)	18(35) 41(64)	20(39) 8(13)	5(10) 0(0)	15±2 14±1
Professionalism rubrics	0(0) 0(0)	0(0) 0(0)	5(10) 1(2)	19(37) 16(25)	10(20) 29(45)	17(33) 18(28)	16±2 17±1
Skills rubrics	0(0) 0(0)	0(0) 0(0)	5(10) 1(2)	18(35) 13(20)	12(24) 37(58)	16(31) 13(20)	16±2 16±1
Module written exams	0(0) 1(2)	3(6) 3(5)	27(53) 29(45)	16(31) 20(31)	5(10) 10(15)	0(0) 1(2)	13±2 13±2
Integrated written exam	0(0) 1(2)	11(22) 11(17)	24(47) 28(44)	13(25) 18(28)	3(6) 6(9)	0(0) 0(0)	12±3 13±2
Aggregate Score	0(0) 0(0)	3(6) 4(6)	15(30) 17(27)	26(50) 31(48)	7(14) 12(19)	0(0) 0(0)	14±1 14±1

Student Ratings of The Curricular Area

		1	2	3	4	5	6	7	8	9	10	11	12
2008/2009	Completely disagree	0	0	0	4	0	0	2	0	0	0	0	0
	Strongly disagree	0	5	2	18	5	5	5	4	0	2	5	0
	Disagree	2	11	2	23	21	19	20	7	7	23	14	7
	Unfavourable responses	2	16	4	44	26	25	27	11	7	25	19	7
	Agree	47	46	41	39	44	44	50	54	51	47	56	45
	Strongly agree	49	39	41	16	21	21	21	28	37	25	23	36
	Completely agree	2	0	14	2	0	9	2	4	4	2	0	13
	Favourable responses	98	84	96	56	65	74	73	86	91	74	79	93
No opinion	0	0	0	0	9	2	0	4	2	2	2	0	
2007/2008	Unfavourable responses	4	4	2	24	18	10	10	0	2	14	12	4
	Favourable responses	96	96	98	76	82	90	90	100	98	86	86	96
	No opinion	0	0	0	0	0	0	0	0	0	0	2	0

Evaluation of Clinical Tutors

		1	2	3	4	5	6	7	8	9	10
2008/2009	Completely disagree	0	0	0	0	1	1	0	0	1	1
	Strongly disagree	1	0	1	1	2	1	0	1	0	1
	Disagree	7	4	3	5	7	9	2	8	5	3
	Unfavourable responses	7	4	4	6	10	11	3	9	6	4
	Agree	28	23	22	23	27	33	23	25	27	27
	Strongly agree	35	40	37	36	32	30	34	34	35	38
	Completely agree	29	33	36	34	31	23	40	31	30	31
	Favourable responses	92	95	95	93	89	85	97	90	93	95
No opinion	1	1	0	0	1	4	0	1	1	0	
2007/2008	Unfavourable responses	7	5	3	5	6	10	1	9	5	4
	Favourable responses	93	94	96	95	93	83	98	91	93	95
	No opinion	0	0	0	1	1	6	1	1	2	0

Seminars Evaluation

		1	2	3	4	5	6	7	8	9	10
2008/2009	Completely disagree	1	0	1	0	1	2	2	1	0	1
	Strongly disagree	2	2	2	1	1	2	3	1	1	3
	Disagree	10	7	6	4	6	16	9	1	3	11
	Unfavourable responses	13	9	9	6	8	20	14	3	4	15
	Agree	35	31	33	35	37	36	39	10	28	32
	Strongly agree	37	40	39	35	32	27	33	9	39	36
	Completely agree	14	19	19	22	15	16	13	6	25	16
	Favourable responses	86	90	91	93	85	78	85	25	91	84
No opinion	0	0	0	1	7	2	2	72	5	1	
2007/2008	Unfavourable responses	13	9	14	6	7	17	11	1	5	11
	Favourable responses	86	90	85	92	88	81	87	7	93	87
	No opinion	1	1	1	2	5	1	2	92	2	2

Health Centres Residency II

Aggregate Scores

N(%)	NA	F	10 - 13	14 - 15	16 - 17	18 - 20	Mean ± Standard Deviation
	2007/08 2008/09	2007/08 2008/09	2007/08 2008/09	2007/08 2008/09	2007/08 2008/09	2007/08 2008/09	2007/08 2008/09
Portfolio	0(0) 0(0)	0(0) 0(0)	0(0) 0(0)	1(2) 0(0)	4(8) 3(5)	46(90) 58(95)	19±1 19±1
Professionalism rubrics	0(0) 0(0)	0(0) 0(0)	0(0) 0(0)	0(0) 0(0)	5(10) 7(11)	46(90) 54(89)	19±1 19±1
Skills rubrics	0(0) 0(0)	0(0) 0(0)	0(0) 0(0)	1(2) 1(2)	2(4) 7(11)	48(94) 53(87)	18±1 19±1
Written exam	0(0) 0(0)	5(10) 4(7)	31(61) 33(54)	13(25) 13(21)	2(4) 11(18)	0(0) 0(0)	12±2 13±2
Aggregate Score	0(0) 0(0)	1(2) 1(2)	7(14) 1(2)	19(37) 18(29)	22(43) 34(56)	2(4) 7(11)	15±2 16±1

Student Ratings of The Curricular Area

		1	2	3	4	5	6	7	8	9	10	11	12
2008/2009	Completely disagree	0	0	0	0	4	0	0	0	0	0	0	0
	Strongly disagree	0	0	0	0	9	0	0	2	0	0	0	0
	Disagree	11	31	4	15	21	9	23	13	8	8	13	9
	Unfavourable responses	11	31	4	15	34	9	23	15	8	8	13	9
	Agree	38	35	38	46	40	45	47	51	40	40	44	40
	Strongly agree	43	33	43	31	23	38	26	34	38	40	35	45
	Completely agree	8	0	15	8	0	8	4	0	9	6	4	6
	Favourable responses	89	67	96	85	62	91	77	85	87	85	83	91
No opinion	0	2	0	0	4	0	0	0	6	8	4	0	
2007/2008	Unfavourable responses	18	34	7	20	57	23	32	26	5	20	23	11
	Favourable responses	82	66	93	80	41	75	68	74	95	80	77	89
	No opinion	0	0	0	0	2	2	0	0	0	0	0	0

Evaluation of Clinical Tutors

		1	2	3	4	5	6	7	8	9	10
2008/2009	Completely disagree	0	0	0	0	1	0	0	2	0	1
	Strongly disagree	2	1	0	1	1	6	1	2	1	0
	Disagree	10	6	7	8	13	9	2	11	9	7
	Unfavourable responses	12	7	7	9	15	15	3	15	10	8
	Agree	21	24	21	20	14	15	14	14	20	25
	Strongly agree	34	34	30	31	27	24	36	28	27	32
	Completely agree	33	36	42	38	35	36	45	42	39	35
	Favourable responses	88	93	93	89	76	76	94	84	86	92
No opinion	0	0	1	2	9	9	3	1	4	1	
2007/2008	Unfavourable responses	14	7	7	8	12	12	7	13	10	12
	Favourable responses	86	93	93	92	81	87	93	86	90	87
	No opinion	0	0	0	0	7	1	0	1	0	1

Optional Residencies

Aggregate Scores

N(%)	NA	F	10 - 13	14 - 15	16 - 17	18 - 20	Mean ± Standard Deviation
	2007/08 2008/09	2007/08 2008/09	2007/08 2008/09	2007/08 2008/09	2007/08 2008/09	2007/08 2008/09	2007/08 2008/09
Aggregate Score	0(0) 1(2)	0(0) 0(0)	2(4) 1(2)	11(22) 6(10)	23(44) 26(43)	15(30) 26(43)	17±2 17±1

Student Ratings of The Curricular Area

		1	2	3	4	5	6
2008/2009	Completely disagree	0	0	0	0	0	0
	Strongly disagree	0	0	0	2	0	0
	Disagree	0	0	0	7	0	0
	Unfavourable responses	0	0	0	8	0	0
	Agree	27	19	24	25	17	19
	Strongly disagree	41	44	36	41	44	41
	Completely agree	32	37	36	19	39	41
	Favourable responses	100	100	95	85	100	100
2007/2008	No opinion	0	0	5	7	0	0
	Unfavourable responses	4	2	10	4	2	2
	Favourable responses	96	98	90	94	98	98
	No opinion	0	0	0	2	0	0

Evaluation of Clinical Tutors

		1	2	3	4	5	6
2008/2009	Completely disagree	1	1	0	0	1	1
	Strongly disagree	0	0	0	1	1	1
	Disagree	3	3	0	5	2	1
	Unfavourable responses	4	4	0	5	4	3
	Agree	16	14	10	19	15	12
	Strongly disagree	43	44	39	37	41	37
	Completely agree	36	38	50	39	40	47
	Favourable responses	95	95	98	95	96	97
2007/2008	No opinion	1	1	2	0	0	0
	Unfavourable responses	4	4	1	11	6	1
	Favourable responses	90	88	90	85	87	98
	No opinion	6	8	9	4	8	1

From Clinical to Molecular Biology II

Aggregate Scores

N(%)	NA	F	10 - 13	14 - 15	16 - 17	18 - 20	Mean ± Standard Deviation
	2007/08 2008/09	2007/08 2008/09	2007/08 2008/09	2007/08 2008/09	2007/08 2008/09	2007/08 2008/09	2007/08 2008/09
Aggregate Score	0(0) 0(0)	0(0) 0(0)	3(6) 3(5)	0(0) 29(48)	31(60) 25(42)	17(34) 3(5)	17±2 15±1

Student Ratings of The Curricular Area

		1	2	3	4	5	6	7	8	9	10	11	12
2008/2009	Completely disagree	10	6	10	6	10	12	6	4	6	8	15	13
	Strongly disagree	8	4	12	6	15	8	2	4	10	10	23	21
	Disagree	29	23	42	25	37	23	29	12	15	16	44	35
	Unfavourable responses	46	33	63	37	62	42	37	19	31	33	83	69
	Agree	38	52	29	46	21	33	50	63	46	43	12	21
	Strongly agree	8	6	6	12	8	6	10	8	10	12	4	4
	Completely agree	4	0	0	2	0	0	2	4	4	2	0	0
	Favourable responses	50	58	35	60	29	38	62	75	60	57	15	25
Without an opinion	4	10	2	4	10	19	2	6	10	10	2	6	
2007/2008	Unfavourable responses	40	38	53	33	49	53	33	31	27	40	62	51
	Favourable responses	60	58	47	67	42	40	67	69	67	53	36	44
	Without an opinion	0	4	0	0	9	7	0	0	7	7	2	4

Seminars Evaluation

		1	2	3	4	5	6	7	8	9	10
2008/2009	Completely disagree	0	0	0	0	0	0	0	0	0	0
	Strongly disagree	0	0	0	0	0	0	0	0	2	0
	Disagree	4	2	2	6	4	12	10	4	13	2
	Unfavourable responses	4	2	2	6	4	12	10	4	15	2
	Agree	44	35	33	48	33	42	56	25	38	44
	Strongly agree	44	40	40	29	27	33	31	13	35	42
	Completely agree	8	23	25	15	37	12	4	12	8	8
	Favourable responses	96	98	98	92	96	87	90	50	81	94
Without an opinion	0	0	0	2	0	2	0	46	4	4	
2007/2008	Unfavourable responses	22	10	9	22	15	18	19	16	17	21
	Favourable responses	74	84	88	73	80	78	77	40	69	74
	Without an opinion	4	6	4	5	5	4	5	44	14	5

Option Projects V

Aggregate Scores

N(%)	NA	F	10 - 13	14 - 15	16 - 17	18 - 20	Mean ± Standard Deviation
	2007/08 2008/09	2007/08 2008/09	2007/08 2008/09	2007/08 2008/09	2007/08 2008/09	2007/08 2008/09	2007/08 2008/09
Aggregate Score	0(0) 1(2)	0(0) 0(0)	4(8) 0(0)	2(4) 3(5)	12(24) 18(29)	33(64) 39(64)	17±2 18±1

Student Ratings of The Curricular Area

		1	2	3	4	5	6	7	8
2008/2009	Completely disagree	0	0	0	0	4	4	0	2
	Strongly disagree	0	0	0	0	9	2	0	0
	Disagree	2	6	9	6	15	7	4	11
	Unfavourable responses	2	6	9	6	28	13	4	13
	Agree	28	28	30	32	38	33	21	32
	Strongly agree	36	30	34	32	21	22	36	21
	Completely agree	34	26	23	30	13	31	36	32
	Favourable responses	98	83	87	94	72	87	94	85
No opinion	0	11	4	0	0	0	2	2	
2007/2008	Unfavourable responses	0	5	5	47	23	9	0	0
	Favourable responses	100	88	88	53	74	84	100	100
	No opinion	0	7	7	0	2	7	0	0

Vertical Domains V

Aggregate Scores

N(%)	NA	F	10 - 13	14 - 15	16 - 17	18 - 20	Mean ± Standard Deviation
	2007/08 2008/09	2007/08 2008/09	2007/08 2008/09	2007/08 2008/09	2007/08 2008/09	2007/08 2008/09	2007/08 2008/09
Aggregate Score	2(4) 0(0)	0(0) 0(0)	15(29) 0(0)	14(27) 0(0)	13(26) 1(2)	7(14) 62(98)	15±2 19±1

Student Ratings of The Curricular Area

		1	2	3	4	5	6	7	8	9	10	11	12
2008/2009	Completely disagree	8	10	13	12	15	-	12	8	8	-	8	10
	Strongly disagree	10	12	8	10	5	-	7	2	7	-	8	15
	Disagree	12	15	28	23	20	-	27	15	12	-	35	38
	Unfavourable responses	30	37	50	45	40	-	45	25	27	-	52	63
	Agree	58	50	42	40	33	-	50	57	40	-	40	35
	Strongly agree	8	8	8	12	5	-	5	15	15	-	7	2
	Completely agree	2	0	0	2	2	-	0	2	0	-	2	0
	Favourable responses	68	58	50	53	40	-	55	73	55	-	48	37
No opinion	2	5	0	2	20	-	0	2	18	-	0	0	
2007/2008	Unfavourable responses	18	16	20	16	39	-	23	14	23	-	20	25
	Favourable responses	80	82	77	82	59	-	77	84	66	-	80	75
	No opinion	2	2	2	2	2	-	0	2	11	-	0	0

6TH YEAR

Health Centres Residency III

Aggregate Scores

N(%)	NA	A	10 - 13	14 - 15	16 - 17	18 - 20	Mean ± Standard Deviation
	2007/08 2008/09	2007/08 2008/09	2007/08 2008/09	2007/08 2008/09	2007/08 2008/09	2007/08 2008/09	2007/08 2008/09
Portfolio	- 1(2)	- 0(0)	- 1(2)	- 2(4)	- 3(6)	- 44(86)	- 19±2
Exam	- 1(2)	- 0(0)	- 0(0)	- 0(0)	- 4(8)	- 46(90)	- 19±1
Professionalism rubrics	- 1(2)	- 0(0)	- 1(2)	- 3(6)	- 17(33)	- 29(57)	- 18±2
Skills rubrics	- 1(2)	- 0(0)	- 1(2)	- 6(12)	- 18(35)	- 25(49)	- 17±2
Aggregate Score	0(0) 1(2)	0(0) 0(0)	0(0) 0(0)	0(0) 1(2)	10(24) 6(12)	31(76) 43(84)	18±1 19±1

Student Ratings of The Curricular Area

		1	2	3	4	5	6	7	8	9	10	11	12
2008/2009	Completely disagree	0	0	0	0	0	0	0	0	0	0	0	0
	Strongly disagree	0	2	0	0	2	0	0	0	0	0	0	0
	Disagree	2	4	4	4	2	11	9	2	4	4	7	4
	Unfavourable responses	2	7	4	4	4	11	9	2	4	4	7	4
	Agree	16	27	13	18	18	22	36	31	16	40	25	18
	Strongly disagree	60	42	58	49	58	42	40	49	51	38	52	49
	Completely agree	22	24	24	29	16	24	16	18	29	18	16	29
	Favourable responses	98	93	96	96	91	89	91	98	96	96	93	96
No opinion	0	0	0	0	4	0	0	0	0	0	0	0	
2007/2008	Unfavourable responses	0	3	0	3	15	3	0	0	0	0	0	0
	Favourable responses	100	97	100	97	85	94	100	97	100	94	91	100
	No opinion	0	0	0	0	0	3	0	3	0	6	9	0

Evaluation of Clinical Tutors

		1	2	3	4	5	6	7	8	9	10
2008/2009	Completely disagree	0	0	0	0	0	0	0	0	0	0
	Strongly disagree	0	0	0	0	0	0	0	0	0	0
	Disagree	0	0	0	0	0	0	0	0	0	0
	Unfavourable responses	0	0	0	0	0	0	0	0	0	0
	Agree	8	6	4	8	10	8	4	2	4	2
	Strongly agree	14	22	16	24	16	26	34	24	26	18
	Completely agree	78	72	80	68	74	66	62	74	70	80
	Favourable responses	100	100	100	100	100	100	100	100	100	100
No opinion	0	0	0	0	0	0	0	0	0	0	
2007/2008	Unfavourable responses	4	7	3	10	7	13	4	13	10	4
	Favourable responses	96	93	97	90	78	78	93	87	87	94
	No opinion	0	0	0	0	14	9	3	0	3	1

Hospital Residencies

Aggregate Scores

N(%)	NA	F	10 - 13	14 - 15	16 - 17	18 - 20	Mean ± Standard Deviation
	2007/08 2008/09	2007/08 2008/09	2007/08 2008/09	2007/08 2008/09	2007/08 2008/09	2007/08 2008/09	2007/08 2008/09
Professionalism rubrics	0(0) 0(0)	0(0) 0(0)	1(2) 1(2)	4(10) 9(18)	34(83) 37(74)	2(5) 3(6)	16±1 16±1
Skills rubrics	0(0) 0(0)	0(0) 0(0)	2(5) 2(4)	6(15) 13(26)	33(80) 32(64)	0(0) 3(6)	16±1 16±1
Module written exams	0(0) 0(0)	0(0) 0(0)	1(2) 7(14)	11(27) 19(38)	27(66) 23(46)	2(5) 1(2)	16±3 15±1
Final Exam	0(0) 0(0)	0(0) 0(0)	17(41) 22(44)	20(49) 21(42)	4(10) 7(14)	0(0) 0(0)	14±2 14±1
Aggregate Score	0(0) 0(0)	0(0) 0(0)	1(2) 2(4)	19(47) 27(54)	21(51) 21(42)	0(0) 0(0)	15±1 15±1

Student Ratings of The Curricular Area

		1	2	3	4	5	6	7	8	9	10	11	12
2008/2009	Completely disagree	0	0	0	0	0	0	0	0	0	0	0	0
	Strongly disagree	0	0	0	2	2	0	0	0	0	0	0	0
	Disagree	0	2	0	10	18	10	6	6	2	4	10	2
	Unfavourable responses	0	2	0	13	20	10	6	6	2	4	10	2
	Agree	24	35	27	33	43	45	57	37	22	43	35	22
	Strongly disagree	59	58	41	46	29	35	29	47	53	41	41	43
	Completely agree	16	4	33	8	8	6	4	6	22	8	12	33
	Favourable responses	100	98	100	88	80	86	90	90	98	92	88	98
2007/2008	No opinion	0	0	0	0	0	4	4	4	0	4	2	0
	Unfavourable responses	0	6	6	15	39	18	33	6	3	19	31	6
	Favourable responses	100	91	94	82	61	82	67	91	94	63	63	91
	No opinion	0	3	0	3	0	0	0	3	3	19	6	3

Evaluation of Clinical Tutors

		1	2	3	4	5	6	7	8	9	10
2008/2009	Completely disagree	4	3	4	3	4	4	4	4	6	6
	Strongly disagree	4	4	4	4	4	4	4	3	3	2
	Disagree	7	4	5	4	5	7	5	2	5	7
	Unfavourable responses	15	11	13	11	13	15	13	9	14	16
	Agree	29	27	29	27	33	31	33	10	29	31
	Strongly agree	37	38	38	37	34	32	35	8	37	35
	Completely agree	16	22	18	21	17	20	15	4	17	16
	Favourable responses	83	86	84	86	83	82	83	21	82	82
2007/2008	No opinion	2	3	3	3	4	3	4	69	3	2
	Unfavourable responses	9	8	11	6	6	24	9	6	15	15
	Favourable responses	89	91	87	93	86	72	86	10	74	78
	No opinion	2	1	2	1	8	5	5	84	12	7

Seminars Evaluation

		1	2	3	4	5	6	7	8	9	10
2008/2009	Completely disagree	1	2	1	1	2	2	1	7	1	2
	Strongly disagree	2	4	2	2	1	1	0	2	0	3
	Disagree	6	4	3	3	5	10	1	10	3	4
	Unfavourable responses	9	10	6	6	8	13	2	19	4	9
	Agree	20	26	20	22	26	26	16	22	19	24
	Strongly agree	35	31	33	30	32	26	32	27	32	37
	Completely agree	35	32	32	33	24	24	40	31	30	29
	Favourable responses	90	89	85	86	83	77	88	80	80	91
No opinion	1	0	8	8	9	11	10	1	15	0	
2007/2008	Unfavourable responses	16	15	13	10	16	18	8	24	11	13
	Favourable responses	84	83	84	84	80	79	86	74	77	85
	No opinion	0	2	3	6	3	3	6	2	12	2

From Clinical to Molecular Biology III

Aggregate Scores

N(%)	NA	F	10 - 13	14 - 15	16 - 17	18 - 20	Mean ± Standard Deviation
	2007/08 2008/09	2007/08 2008/09	2007/08 2008/09	2007/08 2008/09	2007/08 2008/09	2007/08 2008/09	2007/08 2008/09
Aggregate Score	1(2) 0(0)	0(0) 0(0)	0(0) 3(6)	11(26) 22(43)	26(60) 24(47)	5(12) 2(4)	16±1 15±1

Student Ratings of The Curricular Area

		1	2	3	4	5	6	7	8	9	10	11	12
2008/2009	Completely disagree	32	33	38	34	38	32	23	21	20	22	50	32
	Strongly disagree	13	15	15	9	13	15	13	11	9	11	15	13
	Disagree	17	15	19	19	13	21	13	15	17	9	17	17
	Unfavourable responses	62	63	72	62	64	68	49	47	46	41	83	62
	Agree	28	30	28	28	28	21	40	45	43	39	9	28
	Strongly disagree	9	4	0	2	4	4	6	4	4	9	4	9
	Completely agree	2	2	0	2	0	0	0	0	2	2	0	2
	Favourable responses	38	37	28	32	32	26	47	49	50	50	13	38
No opinion	0	0	0	6	4	6	4	4	4	9	4	0	
2007/2008	Unfavourable responses	27	23	34	40	33	47	33	27	17	24	53	27
	Favourable responses	70	67	66	60	63	50	67	73	77	59	37	70
	No opinion	3	10	0	0	3	3	0	0	7	17	10	3

Seminars Evaluation

		1	2	3	4	5	6	7	8	9	10
2008/2009	Completely disagree	10	2	2	3	11	10	15	8	11	12
	Strongly disagree	7	4	3	3	8	6	10	4	5	7
	Disagree	15	4	5	8	11	16	19	1	13	14
	Unfavourable responses	33	10	10	14	31	32	44	13	30	34
	Agree	33	31	35	24	31	35	30	10	32	30
	Strongly agree	25	39	38	35	26	21	15	5	22	27
	Completely agree	5	15	12	7	3	7	2	1	3	1
	Favourable responses	63	86	86	66	60	64	47	16	57	58
Without an opinion	4	4	4	20	9	4	8	70	13	8	
2007/2008	Unfavourable responses	38	9	8	7	21	37	39	15	25	48
	Favourable responses	56	83	85	83	71	56	52	51	57	41
	Without an opinion	6	8	7	10	8	7	9	34	17	11

Option Projects VI

Aggregate Scores

N(%)	NA	F	10 - 13	14 - 15	16 - 17	18 - 20	Mean ± Standard Deviation
	2007/08 2008/09	2007/08 2008/09	2007/08 2008/09	2007/08 2008/09	2007/08 2008/09	2007/08 2008/09	2007/08 2008/09
Aggregate Score	1(2) 1(2)	2(5) 0(0)	7(16) 7(13)	5(11) 6(12)	13(31) 23(44)	15(35) 15(29)	16±2 16±2

Student Ratings of The Curricular Area

		1	2	3	4	5	6	7	8
2008/2009	Completely disagree	2	2	2	6	30	27	2	9
	Strongly disagree	2	2	2	0	9	2	4	0
	Disagree	6	10	10	20	22	20	7	13
	Unfavourable responses	10	14	14	27	61	49	13	22
	Agree	18	27	22	20	13	20	33	26
	Strongly agree	51	37	43	41	20	16	30	30
	Completely agree	20	22	20	12	4	13	24	20
	Favourable responses	90	86	86	73	37	49	87	76
No opinion	0	0	0	0	2	2	0	2	
2007/2008	Unfavourable responses	3	12	12	21	59	33	0	15
	Favourable responses	97	85	88	76	38	58	97	76
	No opinion	0	3	0	3	3	9	3	9